

Double-Sided DISTRIBUTION CARTS

LogiQuip's **Double Sided Distribution Carts** are designed for storage and transport. With a strong, lightweight **Frame**, heavy-duty 6-inch **Casters** (two with swivel and two with brake), and **ParWall Basket Shelving**, these **Carts** are built for high-capacity distribution across your facility.

HIGH CAPACITY

With a sturdy Aluminum and Stainless Steel double-sided **Frame**, LogiQuip's **Distribution Carts** leverage our high capacity **ParWall Basket Shelving**. **ParWall Fine Mesh Basket Shelving** ensures even your smallest items can be easily stored and transported to their end location.

PARWALL BASKETS

LogiQuip's **ParWall Fine Mesh Basket Shelving** can store up to 40% more supplies in the same space as a **Two-Bin System***. **ParWall Basket Shelving** is fully adjustable and can be hung flush to the **Frame** or at an angle for easy access to the items on the top shelf.

*Up to 40% space savings when comparing the 2436CH LQS Flat Wire Shelf with **Two-Bin System** to PRRG2436 ParWire Basket Shelf with **Fine Mesh Dividers** (see images below).

MAX WEIGHT CAPACITY

Built to distribute large quantities of supplies, each 36", 48", 66", and 72" wide LogiQuip **Distribution Cart** can hold up to 500 pounds, with the 18" wide **Distribution Cart** maxing out at 400 pounds.

LIMITED 5-YEAR WARRANTY

LogiQuip products are covered by a **Limited 5-Year Warranty**. Visit LogiQuip.com/Warranty for more details.



MODEL # LQDC18S


DISTRIBUTION CARTS (DOUBLE-SIDED)		
MODEL	DESCRIPTION	D x W x H - IN.
LQDC18S	Double-Sided Frame on Casters	30 x 18 x 78
LQDC18D	Double-Sided Frame on Casters	30 x 36 x 78
LQDC48S	Double-Sided Frame on Casters	30 x 48 x 78
LQDC18T	Double-Sided Frame on Casters	30 x 54 x 78
LQDC4818D	Double-Sided Frame on Casters	30 x 66 x 78
LQDC18Q	Double-Sided Frame on Casters	30 x 72 x 78

LOGIQUIP® DOUBLE-SIDED DISTRIBUTION CART COMPONENTS

PARWALL FINE MESH BASKET SHELVING

LogiQuip ParWall Basket Shelves with our Fine Mesh Basket Design helps to increase storage capacity and store even your smallest items. These Basket Shelves are double chrome plated and compatible with Mobile and Wall Mounted ParWall Frames, Louvered Panels, Kanban Flippers, and Intelli-Flip®.


FINE MESH BASKET SHELVING		
MODEL	D x W - IN.	WT MAX
PFW1218FM	12 x 18	100
PFW1236FM	12 x 36	100
PFW1248FM	12 X 48	100



PARWALL MOUNTING BRACKETS

ParWall Mounting Brackets come in a set of two (2). 3-Position Mounting Brackets allow for ParWall Basket Shelves to be slanted at three different angles.

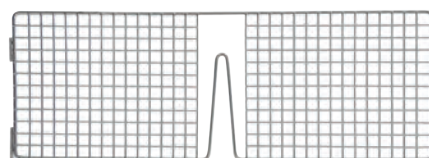
PARWALL BRACKETS	
MODEL	DESCRIPTION
PWBRACKET	Brackets (pair) for Mounting Standard Basket Shelves
PWBRACKETSLT	3-Position Brackets (pair) for Mounting Slanted Basket Shelves



DIVIDERS

Create custom column sizes within Basket Shelves with our Standard and Fine Mesh Dividers. These chrome-plated Dividers come in 12" wide models to fit our Fine Mesh Basket Shelving. Contact Customer Support for additional Divider sizes

FINE MESH DIVIDERS	
MODEL	W x H - IN.
DVW126FMPF	12 x 6



STANDARD DIVIDERS	
MODEL	W x H - IN.
DVW126-2	12 x 6

